



TREIO FINAL CONFERENCE
SESSION 3 – E-LEARNING
24 JANUARY 2024

Dr Georgina Humphries
European Cybercrime Training and Education Group (ECTEG)



This project was funded by the European Union's Justice Programme (2014-2020) under Grant Agreement No. 882068




TREIO E-LEARNING

The TREIO Online Training Package

AIMS AND ACTIVITIES

TREIO Online Training

TREIO eEDES Simulator



An e-Learning
Platform

TREIO Online Self-
paced training

Language
Versions

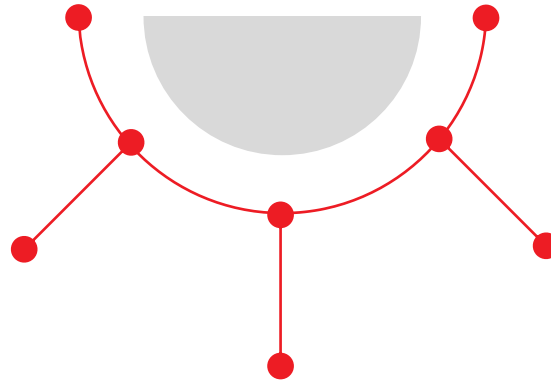
Real-time Training
Experience

TREIO Online Training & Tool Package

USE OF THE TREIO TRAINING PACKAGE

EIO & eEDES Training

eEDES specific-content is supported by theoretical content on the EIO Directive and EIO Forms and the actors involved in the process.



eEDES Training

Using the TREIO Online Training to learn about the eEDES Platform: for those who know all there is to know about the EIO Directive and EIO Forms and want to learn more about how to use eEDES and how it works.

Refresher Training


Practitioners can be instructed on which parts to follow when they require a refresher on the content and form of the EIO, the eEDES, and/or specifics of the EIO Directive.

Helps practitioners refresh their memory and knowledge about a particular subject.

BENEFITS OF THE TREIO ONLINE TRAINING



Increased awareness of the EIO Directive, EIO form and eEDES including use and benefits for transferring digital evidences



User-centered learning and active learning approaches – each professional has their own way of learning




No instructor required; all content is self-paced meaning participants control their study time




Helps increase the professionals' confidence in using the eEDES platform beyond the simulated use


Helps professionals retain important information related to the issuing and execution of digital EIO and evidences and the eEDES platform




Helps learners to identify any knowledge gaps or training needs beneficial to their role and tasks



Allows for greater flexibility and accessibility, and is suited for all professionals on an ad-hoc basis



Transferable methodology for future uses of eEDES



AIMS & OBJECTIVES

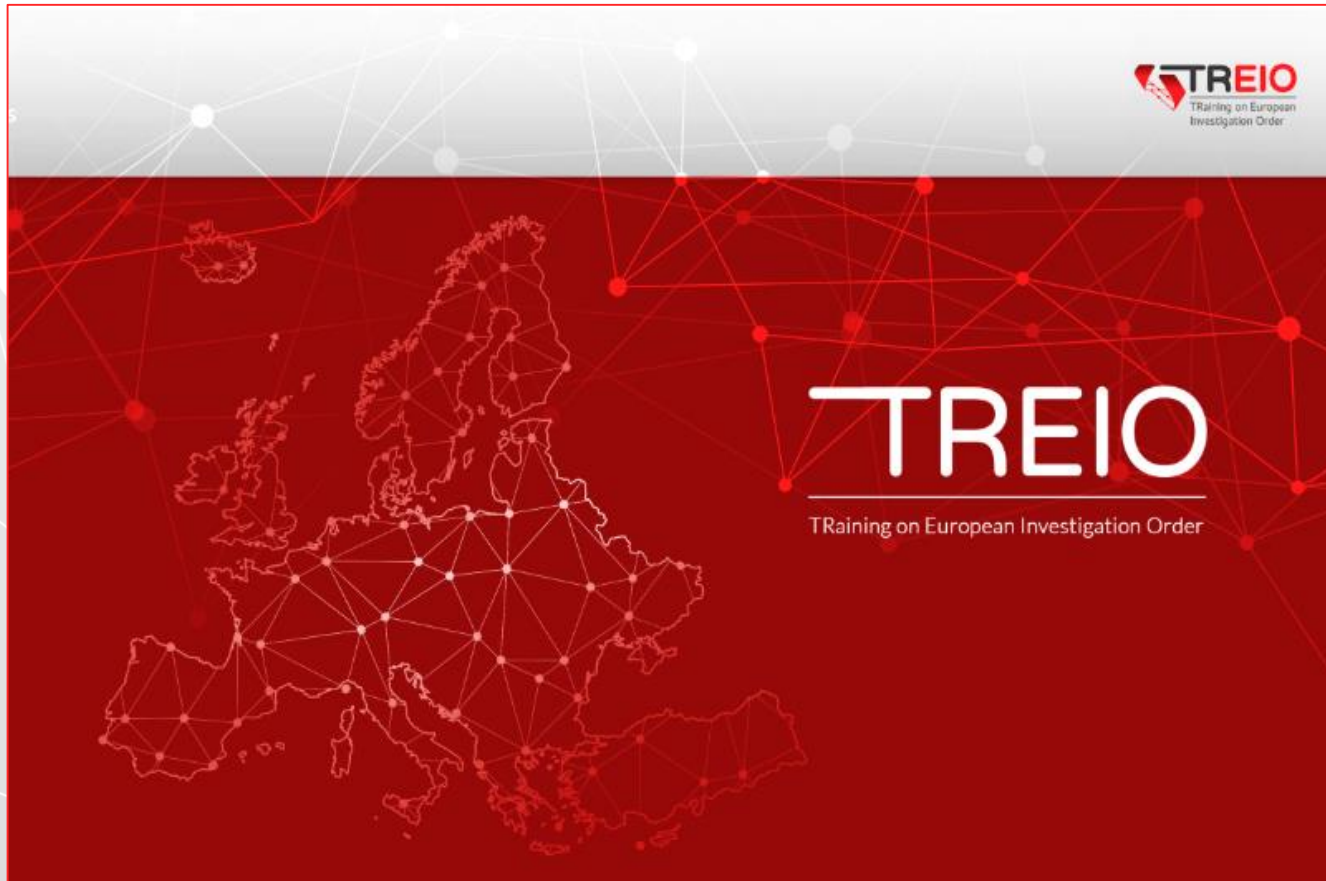
More precisely, the online training aims at the following generic competence learning outcomes:

- Having a structured knowledge of the EIO Directive and EIO procedures
- Identify investigative measures and overcome typical difficulties in the application of the EIO
- Identify the procedures for transmission and receipt of an EIO
- Learn how to use the e-Evidence Digital Exchange System effectively using the TREIO eEDES System.

At the end of the training, the participant should have gained a

- knowledge of European legal assistance and cooperation in the judicial process and the contribution of the EIO in this context
- high level of familiarity with the eEDES system.

E-LEARNING CONTENT

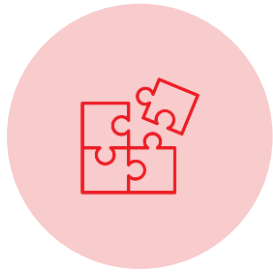


Format:

- Online
- Self-Paced
- Duration: One Week for the Full Training Package **or** 2-3 days for eEDES Package
- Master Copy in English
- Targets multiple stakeholders
- Translation of course materials into several languages

COURSE STRUCTURE

- Each online package contains:



5 CONTENT
MODULES



END OF MODULE
QUIZZES



10 EXERCISES +
QUIZ RECAP



FINAL
EXAMINATION

TRAINING OVERVIEW

1. BASICS	2. ISSUING AN EIO	3. TRANSMITTING AN EIO	4. RECEIVING AND EXECUTING AN EIO	5. NOTIFICATION OF INTERCEPTION OF TELECOMMUNICATIONS AND MLAS
0.0 Course Introduction	2.1. Basis for the EIO	3.1. Grounds for Issuing an EIO in eEDES Workflow	4.1. Recognition and Execution of an EIO	5.1. Notification of Interception of Telecommunication and MLAs
1.1. Legal Instruments for EU Cooperation	2.2. Access to eEDES and Content of an EIO Form	3.2. Transmission of an EIO	4.2. Receiving an EIO	5.2. Information about ITN Requests
1.2. What is an EIO?	2.3. Investigative Measures in eEDES Workflow	3.3. Transmission of an EIO in eEDES Workflow	4.3. Execution of an EIO: Grounds and Obligations	5.4. Information about MLA Requests
	2.4. Using eEDES when issuing an EIO	3.4. Validation and Signing fo an EIO in eEDES	4.4. Using eEDES when receiving and executing an EIO	5.3 / 5.5 Simulation of an ITN and MLA Request
TAKE HOME TASKS	<ul style="list-style-type: none"> • Preparing an EIO in eEDES • Reviewing the EIO • Sending the EIO 			Using TREIO eEDES Simulator

CONTENT

- Collection of theory and practice
- Demonstrations/tutorials designed to stimulate application and reflection
- Exercises through simulations and own practice in a safe working environment
- Simulations designed using TREIO tools



Legal requirements



Procedures and best practices



Case law and case studies



Visual aids



Video tutorials



Tools for simulation



Exercises/activities



Self-assessment

TEXTUAL-BASED CONTENT

☰
TREIO Training on European Investigation Order

Use of an EIO: Form

Use of an EIO: Language of the Form >

In the **Annexes** of the EIO Directive, the European Investigation Order Form is included.

Annex A indicates all the required information from parties for the issuing and executing of an EIO. In particular, the form includes, under Article 5 (1) ¶ of the Directive:

- a) "data about the issuing authority and, where applicable, the validating authority;
- b) the object of and reasons for the EIO;
- c) the necessary information available on the person(s) concerned;
- d) a description of the criminal act, which is the subject of the investigation or proceedings, and the applicable provisions of the criminal law of the issuing State;
- e) a description of the investigative measures(s) requested and the evidence to be obtained."

See right section A-C of Annex A of the EIO Directive.

Member States can indicate the languages that they wish to receive the form in, according to Article 5 (2) ¶ of the EIO Directive, and, if necessary, the languages used for translation purposes.

As noted in the *Joint Note of Eurojust and the European Judicial Network on the practical application of the **European Investigation Order***, (Eurojust, European Judicial Network, 2019) ¶ the EIO form (Annex A), available in all languages, was introduced to encourage simplicity and efficiency, underlining the spirit of the EIO Directive and the concept of mutual recognition. The objective of the form is to simplify formalities, improve quality and reduce translation costs.

SECTION A: Issuing State

SECTION B: Urgency


SECTION C: Investigative measures to be carried out

© 2022 - TREIO project

GRAPHICS/ANIMATIONS


☰

🔍


 Training on European Inve

Video or telephone conference: Procedural Stage
When a Hearing Can Be Asked

HEARINGS BY
VIDEOCONFERENCE
PROCEDURAL PHASES



- 1 Investigation
- 2 Trial
- 3 Appeal

With regards to **hearing by videoconference in the trial phase**, the question has been raised as to whether the EIO could be used for the hearing of accused persons during trial and thus as a way to guarantee the participation of the accused in a criminal trial instead of a temporary transfer (Section H1 of an EIO form). **Recital 25** *z* of the EIO Directive confirms that the Directive covers all stages of criminal proceedings, including the trial phase.

Hearing of an accused by videoconference in the trial phase cannot however be used by those Member States whose domestic law requires the actual presence of the accused at trial. This same measure might also not be used, in the same circumstances, by those Member States that can only use videoconferences for the gathering of evidence. These countries may, however, execute such EIOs


VIDEOS

☰ 🔍

STR Training on European Investigation Order

WHAT IS AN EIO?

Scope of the EIO >

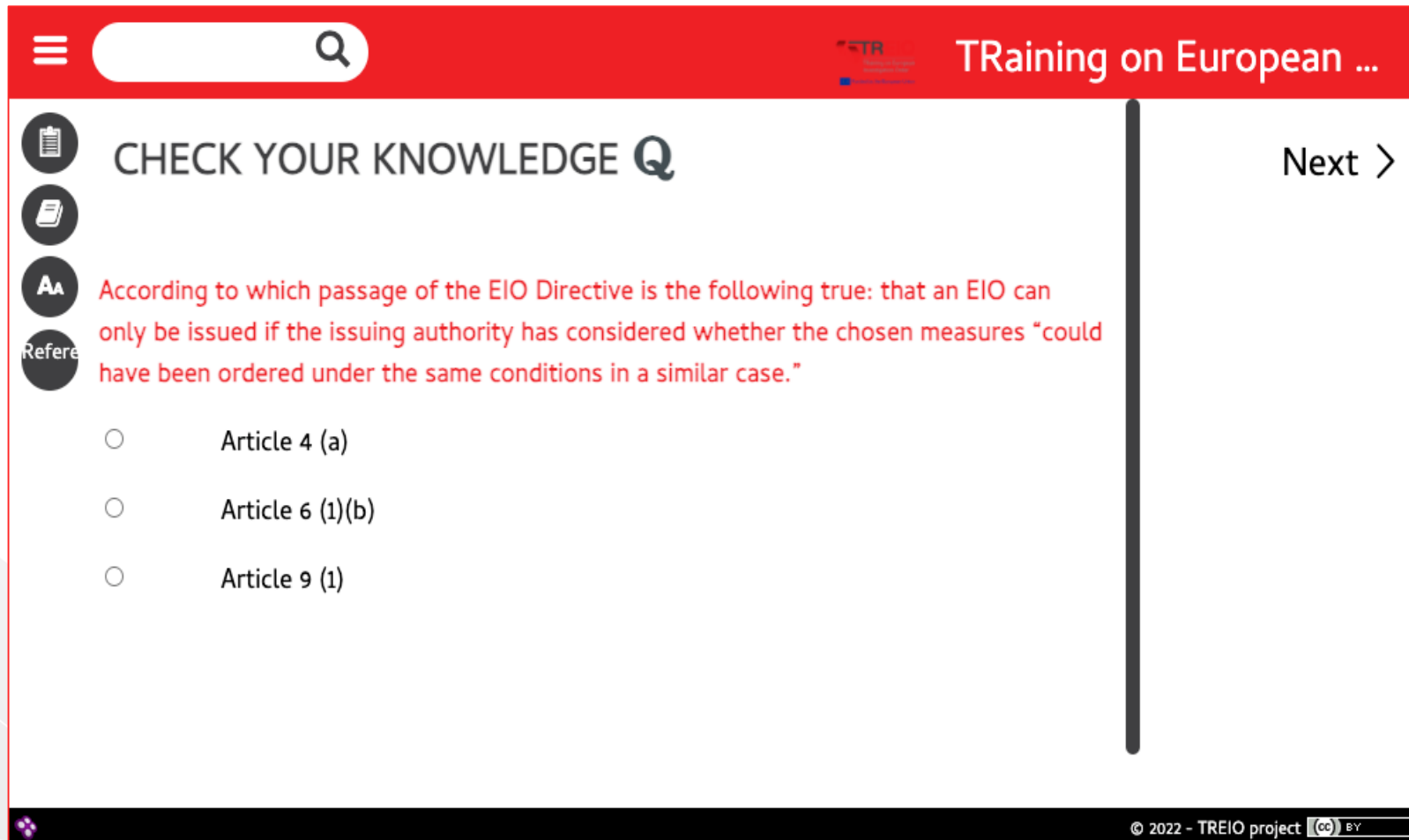


Issuing State



to have specific investigative measures carried out



0:36
1:28 CC


KNOWLEDGE CHECKS/EXAM





The screenshot shows a mobile application interface with a red header. On the left, there is a hamburger menu icon and a search bar. The header text on the right reads "TRaining on European ...". Below the header, there is a section titled "CHECK YOUR KNOWLEDGE Q" with a question mark icon. To the right of this section is a "Next >" button. The question text is: "According to which passage of the EIO Directive is the following true: that an EIO can only be issued if the issuing authority has considered whether the chosen measures 'could have been ordered under the same conditions in a similar case.'" Below the question are three radio button options: "Article 4 (a)", "Article 6 (1)(b)", and "Article 9 (1)". At the bottom of the screen, there is a footer with a Creative Commons license icon and the text "© 2022 - TREIO project [CC BY]".

☰   TRaining on European ...



 CHECK YOUR KNOWLEDGE  Next >



 According to which passage of the EIO Directive is the following true: that an EIO can only be issued if the issuing authority has considered whether the chosen measures "could have been ordered under the same conditions in a similar case."

 Referen

- Article 4 (a)
- Article 6 (1)(b)
- Article 9 (1)

 © 2022 - TREIO project 

DEMONSTRATIONS

TREIO Training on European Investigation Order

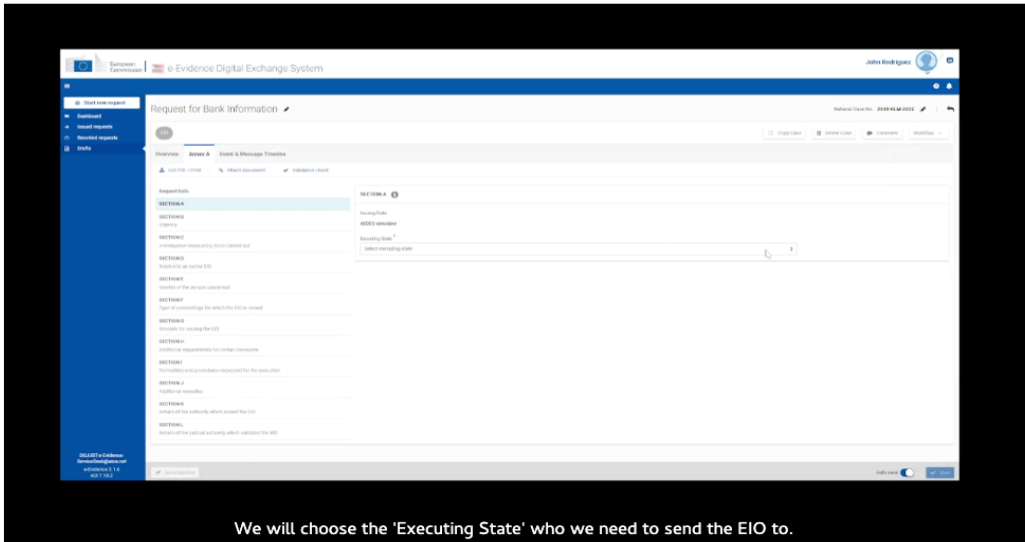
☰

🔍

FILLING IN AN EIO (SECTIONS A-D)

Annex A - Section A

Check your knowledge >



We will choose the 'Executing State' who we need to send the EIO to.


⏪ ⏸ ⏩ 🔊 ☰0:18
11:54

DEMONSTRATIONS' FORMAT

- Video with subtitles
- Playback slowed down and available for pausing
- Professionals can follow along in the TREIO eEDES Simulator
- Professionals are provided with additional information about key points in filling in these sections and the workings of the eEDES platform.

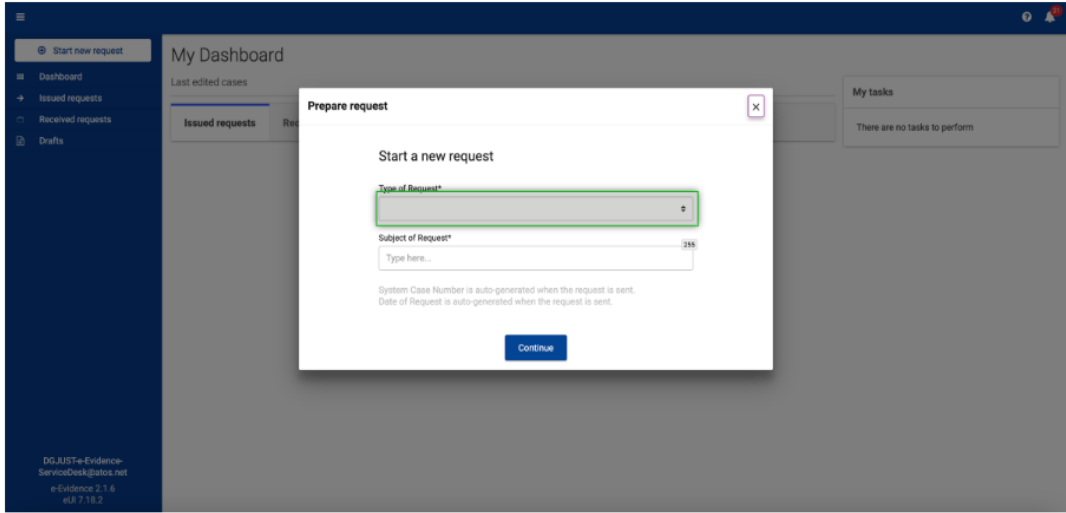
SIMULATIONS

☰

 TRaining on European Investigation Order

CHOOISING THE TYPE OF REQUEST

Click on the drop-down list for **'Type of Request'**.



Includes clickable elements to simulate the task



CREATING A NEW ITN REQUEST



Click 'Start New Request'.

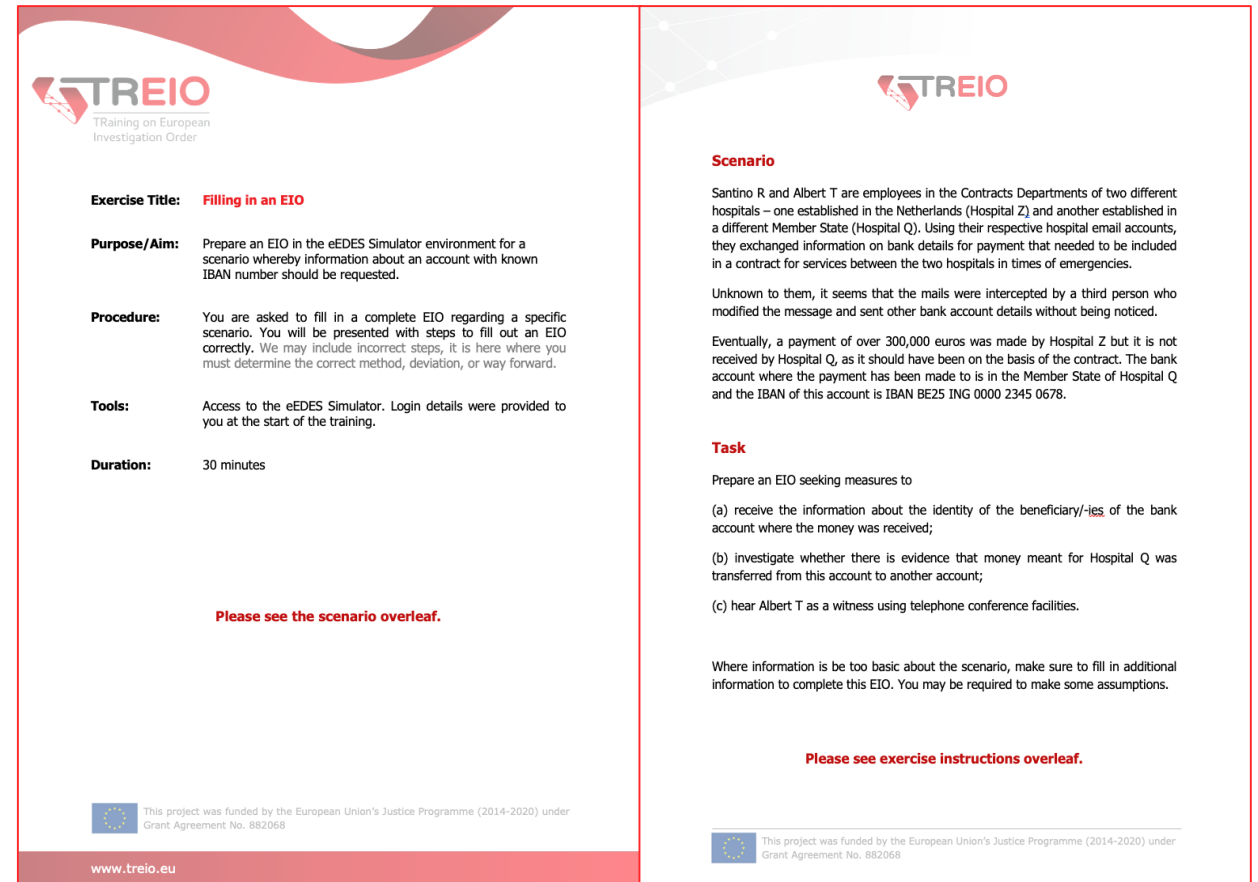


The screenshot shows a web application interface with a blue header and a dark blue sidebar. The main content area is titled "My Dashboard" and features a "Last edited cases" section with three tabs: "Issued requests", "Received requests" (highlighted with a green box and the number "31"), and "Drafts". To the right, there is a "My tasks" box containing the text "There are no tasks to perform". The sidebar contains a "Start new request" button and a list of menu items: "Dashboard", "Issued requests", "Received requests", and "Drafts". At the bottom of the sidebar, contact information is displayed: "DG.JUST-e-Evidence-ServiceDesk@atos.net", "e-Evidence 2.1.6", and "eUI 7.18.2".

PRACTICAL EXERCISES



- A minimum set of tasks on preparing/reviewing/sending an EIO
- Professionals will use the TREIO eEDES Simulator to perform the tasks
- A short quiz to check their completion of the task



TREIO
TRaining on European
Investigation Order

Exercise Title: Filling in an EIO

Purpose/Aim: Prepare an EIO in the eEDES Simulator environment for a scenario whereby information about an account with known IBAN number should be requested.

Procedure: You are asked to fill in a complete EIO regarding a specific scenario. You will be presented with steps to fill out an EIO correctly. We may include incorrect steps, it is here where you must determine the correct method, deviation, or way forward.

Tools: Access to the eEDES Simulator. Login details were provided to you at the start of the training.

Duration: 30 minutes

Please see the scenario overleaf.

TREIO

Scenario

Santino R and Albert T are employees in the Contracts Departments of two different hospitals – one established in the Netherlands (Hospital Z) and another established in a different Member State (Hospital Q). Using their respective hospital email accounts, they exchanged information on bank details for payment that needed to be included in a contract for services between the two hospitals in times of emergencies.

Unknown to them, it seems that the mails were intercepted by a third person who modified the message and sent other bank account details without being noticed.

Eventually, a payment of over 300,000 euros was made by Hospital Z but it is not received by Hospital Q, as it should have been on the basis of the contract. The bank account where the payment has been made to is in the Member State of Hospital Q and the IBAN of this account is IBAN BE25 ING 0000 2345 0678.


Task

Prepare an EIO seeking measures to


- receive the information about the identity of the beneficiary/-ies of the bank account where the money was received;
- investigate whether there is evidence that money meant for Hospital Q was transferred from this account to another account;
- hear Albert T as a witness using telephone conference facilities.

Where information is too basic about the scenario, make sure to fill in additional information to complete this EIO. You may be required to make some assumptions.

Please see exercise instructions overleaf.

 This project was funded by the European Union's Justice Programme (2014-2020) under Grant Agreement No. 882068

www.treio.eu

 This project was funded by the European Union's Justice Programme (2014-2020) under Grant Agreement No. 882068

IMPLEMENTATION OF PRACTICAL EXERCISES

TREIO
Training on European Investigation Order

Exercise Title: Filling in an EIO

Purpose/Aim: Prepare an EIO in the eEDES Simulator environment for a scenario whereby information about an account with known IBAN number should be requested.

Procedure: You are asked to fill in a complete EIO regarding a specific scenario. You will be presented with steps to fill out an EIO correctly. We may include incorrect steps, it is here where you must determine the correct method, deviation, or way forward.

Tools: Access to the eEDES Simulator. Login details were provided to you at the start of the training.

Duration: 30 minutes

Please see the scenario overleaf.

This project was funded by the European Union's Justice Programme Grant Agreement No. 882068

www.treio.eu

TREIO

Scenario

Santino R and Albert T are employees in the Contracts Departments of two different hospitals – one established in the Netherlands (Hospital Z) and another established in a different Member State (Hospital Q). Using their respective hospital email accounts, they exchanged information on bank details for payment that needed to be included in a contract for services between the two hospitals in times of emergencies.

Unknown to them, it seems that the mails were intercepted by a third person who modified the message and sent other bank account details without being noticed.

Eventually, a payment of over 300,000 euros was made by Hospital Z but it is not received by Hospital Q, as it should have been on the basis of the contract. The bank account where the payment has been made to is in the Member State of Hospital Q and the IBAN of this account is IBAN BE25 ING 0000 2345 0678.

Task

Prepare an EIO seeking measures to

- receive the information about the identity of the beneficiary/-ies of the bank account where the money was received;
- investigate whether there is evidence that money meant for Hospital Q was transferred from this account to another account;
- hear Albert T as a witness using telephone conference facilities.

Where information is too basic about the scenario, make sure to fill in additional information to complete this EIO. You may be required to make some assumptions.



TREIO
eEDES simulator

Sign in to your account

Username or email

Password

Sign In

Previously discussed presentation

TRANSLATIONS

- Course master copy developed and delivered in English
- Course transposed into several languages
- Files available include:
 - Different files provided depending on the intended end-user/stakeholder (e.g. participant, trainer, developer)
 - Different files include:
 - two online training training packages available
 - course guidance materials for trainers (pdf files)
 - guidance materials for developers/Competent Authorities (provided in English)
 - training packages available to Competent Authorities via ECTEG's Moodle, SCORM package, or using HTML versions.

EXAMPLE OF THE SPANISH VERSION [1]



Training Overview

Descripción

Descripción general de la formación

Bienvenido a la formación sobre la Orden Europea de Investigación (TREIO)

La Orden Europea de Investigación (OEI) se está convirtiendo en una de las herramientas más utilizadas en las investigaciones de delitos que tienen un elemento transfronterizo dentro de la Unión Europea (UE).

El Instrumento Legal de la Orden Europea de Investigación es la Directiva 2014/41 de la Unión Europea.

Los estudios de evaluación sobre la implementación de la Directiva OEI muestran que una mejor capacitación centrada en los aspectos más complejos de la OEI en un contexto transfronterizo puede contribuir a una forma más eficiente y efectiva de obtener los resultados deseados cuando se usa una OEI.

Además, la Comisión Europea (CE) está en proceso de lanzar, junto con los Estados Miembros, el Sistema Digital de Intercambio de Pruebas Electrónicas (eEDES). Este sistema permite que la emisión y ejecución de una OEI se realice en un entorno electrónico común a todas las autoridades judiciales, y se considera una medida más para mejorar el funcionamiento de la OEI.

TREIO tiene como objetivo brindar capacitación estandarizada y homogénea, pero práctica, en toda la UE sobre la Orden Europea de Investigación (OEI) y su intercambio electrónico utilizando el Sistema Digital de Intercambio de Pruebas Electrónicas (eEDES).

El curso de formación online de TREIO se ha desarrollado para ayudar a las autoridades judiciales de los Estados Miembros que participan en la emisión y ejecución de OOEI utilizando eEDES. Por lo tanto, adopta un enfoque dual que combina una formación sobre los aspectos legales de la OEI con ejercicios prácticos utilizando el eEDES. La capacitación sigue el flujo de trabajo del sistema eEDES y se enfoca en las consecuencias/implicaciones legales de los diferentes pasos a lo largo del camino.

Formación TREIO:
Estructura >

Any element which remains as per the master copy are provided with a description into the national language (e.g. headers and graphics).

EXAMPLE OF THE SPANISH VERSION [2]

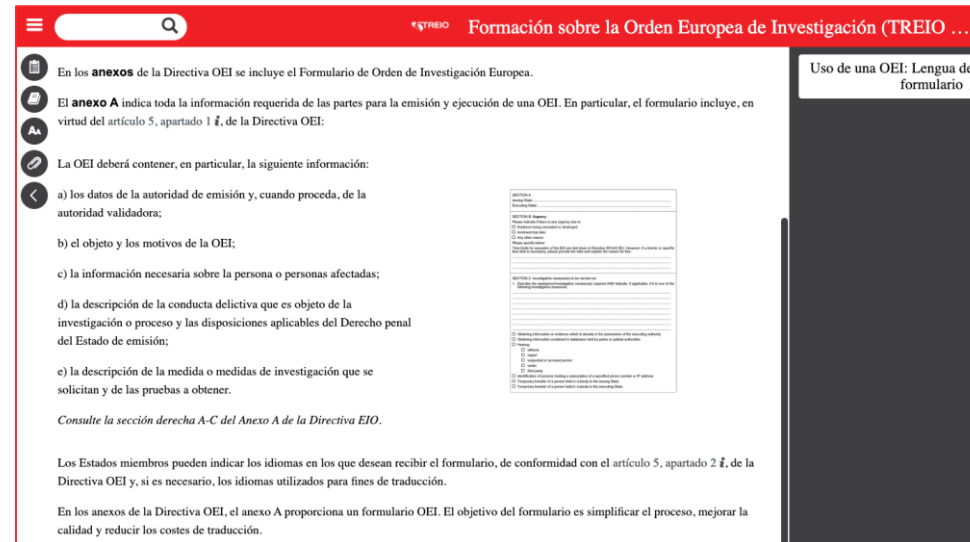


The screenshot shows a video player interface. The video title is "¿Qué es una OEI?". The video content features the text "European Investigation Order" overlaid on a background of the European Union flag, a gavel, and a scale of justice. The video player controls at the bottom show a progress bar and a CC icon. A language selection menu is open on the right side of the player, showing "Desactivar" and "ES".

There are short audio videos in the training which remain as per the master copy, subtitles for languages are provided on each video.

EXAMPLE OF THE SPANISH VERSION [3]

Text / Images



En los **anexos** de la Directiva OEI se incluye el Formulario de Orden de Investigación Europea.

El **anexo A** indica toda la información requerida de las partes para la emisión y ejecución de una OEI. En particular, el formulario incluye, en virtud del artículo 5, apartado 1 **f**, de la Directiva OEI:

La OEI deberá contener, en particular, la siguiente información:

- los datos de la autoridad de emisión y, cuando proceda, de la autoridad validadora;
- el objeto y los motivos de la OEI;
- la información necesaria sobre la persona o personas afectadas;
- la descripción de la conducta delictiva que es objeto de la investigación o proceso y las disposiciones aplicables del Derecho penal del Estado de emisión;
- la descripción de la medida o medidas de investigación que se solicitan y de las pruebas a obtener.

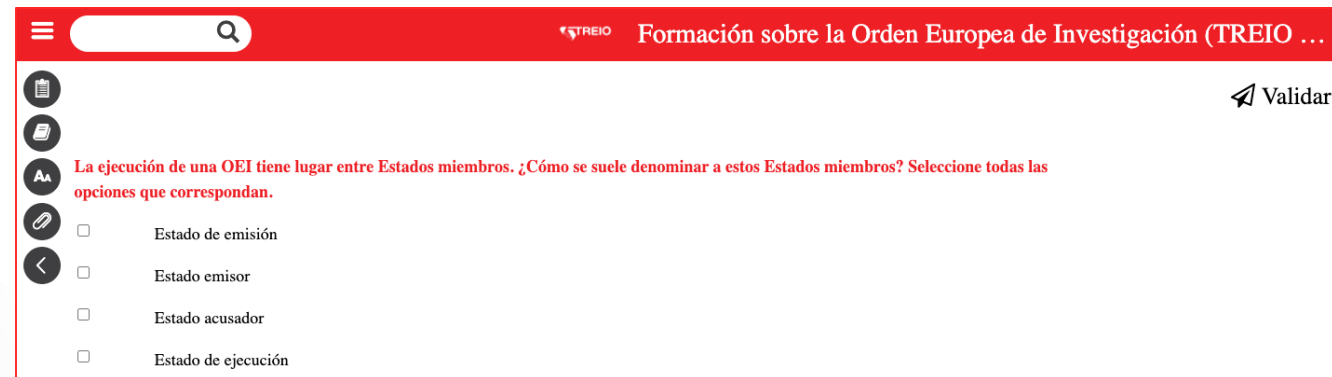
Consulte la sección derecha A-C del Anexo A de la Directiva EIO.

Los Estados miembros pueden indicar los idiomas en los que desean recibir el formulario, de conformidad con el artículo 5, apartado 2 **f**, de la Directiva OEI y, si es necesario, los idiomas utilizados para fines de traducción.

En los anexos de la Directiva OEI, el anexo A proporciona un formulario OEI. El objetivo del formulario es simplificar el proceso, mejorar la calidad y reducir los costes de traducción.

Uso de una OEI: Lengua del formulario >

Quiz

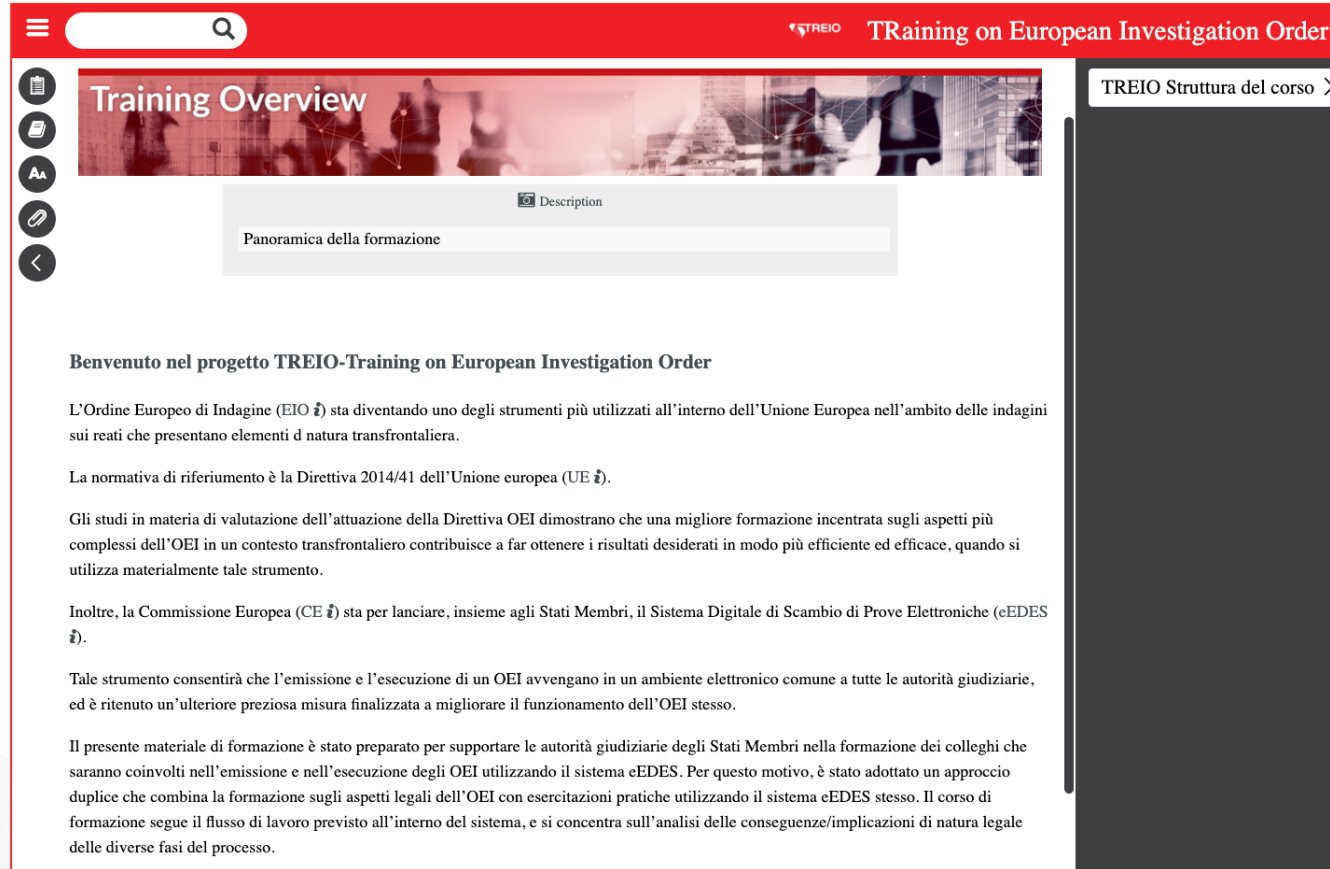


Validar

La ejecución de una OEI tiene lugar entre Estados miembros. ¿Cómo se suele denominar a estos Estados miembros? Seleccione todas las opciones que correspondan.

- Estado de emisión
- Estado emisor
- Estado acusador
- Estado de ejecución

EXAMPLE OF THE ITALIAN VERSION [1]



The screenshot displays the 'Training Overview' page of the TREIO website. The page features a red header with the TREIO logo and the title 'Training on European Investigation Order'. Below the header, there is a search bar and a navigation menu. The main content area is titled 'Training Overview' and includes a 'Description' section. The text is in Italian and provides an overview of the training project, its objectives, and the legal framework. The page also includes a sidebar with a 'TREIO Struttura del corso' link.

Benvenuto nel progetto TREIO-Training on European Investigation Order

L'Ordine Europeo di Indagine (EOI) sta diventando uno degli strumenti più utilizzati all'interno dell'Unione Europea nell'ambito delle indagini sui reati che presentano elementi di natura transfrontaliera.

La normativa di riferimento è la Direttiva 2014/41 dell'Unione europea (UE).

Gli studi in materia di valutazione dell'attuazione della Direttiva OEI dimostrano che una migliore formazione incentrata sugli aspetti più complessi dell'OEI in un contesto transfrontaliero contribuisce a far ottenere i risultati desiderati in modo più efficiente ed efficace, quando si utilizza materialmente tale strumento.

Inoltre, la Commissione Europea (CE) sta per lanciare, insieme agli Stati Membri, il Sistema Digitale di Scambio di Prove Elettroniche (eEDES).

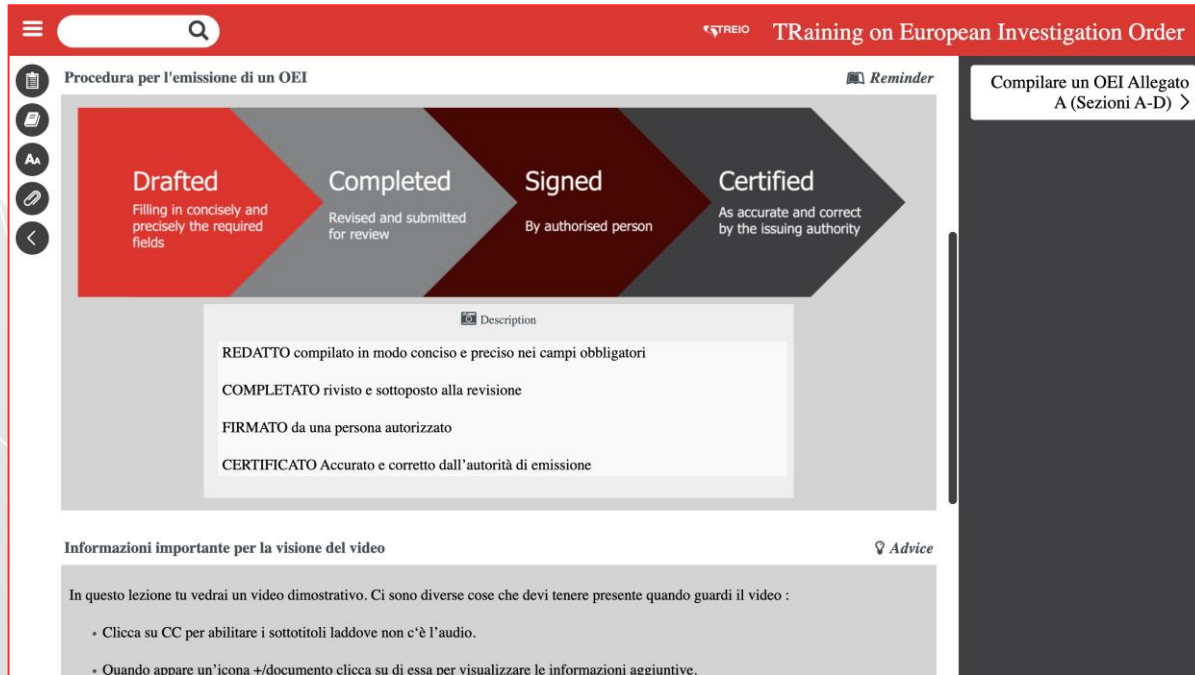
Tale strumento consentirà che l'emissione e l'esecuzione di un OEI avvengano in un ambiente elettronico comune a tutte le autorità giudiziarie, ed è ritenuto un'ulteriore preziosa misura finalizzata a migliorare il funzionamento dell'OEI stesso.

Il presente materiale di formazione è stato preparato per supportare le autorità giudiziarie degli Stati Membri nella formazione dei colleghi che saranno coinvolti nell'emissione e nell'esecuzione degli OEI utilizzando il sistema eEDES. Per questo motivo, è stato adottato un approccio duplice che combina la formazione sugli aspetti legali dell'OEI con esercitazioni pratiche utilizzando il sistema eEDES stesso. Il corso di formazione segue il flusso di lavoro previsto all'interno del sistema, e si concentra sull'analisi delle conseguenze/implicazioni di natura legale delle diverse fasi del processo.

Any element which remains as per the master copy are provided with a description into the national language (e.g. headers and graphics).

EXAMPLE OF THE ITALIAN VERSION [2]

Text / Images



Procedura per l'emissione di un OEI Reminder

Compilare un OEI Allegato A (Sezioni A-D) >

Drafted
Filling in concisely and precisely the required fields

Completed
Revised and submitted for review

Signed
By authorised person

Certified
As accurate and correct by the issuing authority

Description

REDATTO compilato in modo conciso e preciso nei campi obbligatori

COMPLETATO rivisto e sottoposto alla revisione

FIRMATO da una persona autorizzato

CERTIFICATO Accurato e corretto dall'autorità di emissione

Informazioni importante per la visione del video Advice

In questo lezione tu vedrai un video dimostrativo. Ci sono diverse cose che devi tenere presente quando guardi il video :

- Clicca su CC per abilitare i sottotitoli laddove non c'è l'audio.
- Quando appare un'icona +/documento clicca su di essa per visualizzare le informazioni aggiuntive.

Quiz



Compilare un OEI Allegato A (Sezioni A-D) >

L'esecuzione di un OEI avviene tra Stati Membri. Come vengono definiti più spesso questi Stati membri?

Seleziona tutte le opzioni possibili.

- Stato di emissione
- Stao di emanazione
- Stato di prosecuzione
- Stato di esecuzione